

Scaled data based on original data using
LM-79-08 Approved Method: Electrical and Photometric Measurements of Solid-
State Lighting Products

Test Report Prepared for
Cooper Lighting Solutions
(formerly Eaton)

Brand: McGRAW-EDISON

Report Number: P227190

Luminaire Tested: **ISW-AF-350-LED-E1-SLL**

Issue Date: 3/3/2020

Test Information

Test Method: LM-79-08
Report Number: P227190
TEST IS SCALED FROM IESNA LM-79-08 TEST DATA (P35948)
Test Lab: INNOVATION CENTER-P3
Issue Date: 3/3/2020
Manufacturer: COOPER LIGHTING SOLUTIONS (FORMERLY EATON)
Product Line: MCGRAW-EDISON
Catalog Number: ISW-AF-350-LED-E1-SLL
Description: IMPACT ELITE LED WEDGE LUMINAIRE
LIGHT SQUARE WITH ACCULED OPTICS-90° SPILL LIGHT ELIMINATOR LEFT
Light Source: (16) 4000K CCT, 70 CRI LEDs
Ballast/Driver: ELECTRONIC DRIVER

Summary

Lumens per Lamp: N/A
Luminaire Lumens: 2203.9 lumens
Efficiency: N/A
Efficacy: 109.7 lumens/watt
Luminous Opening: Rectangular (W 0.5' x L: 0.5' x H: 0')
IES Classification: Type IV - Short - Non-Cutoff
BUG Rating: B1 - U1 - G1

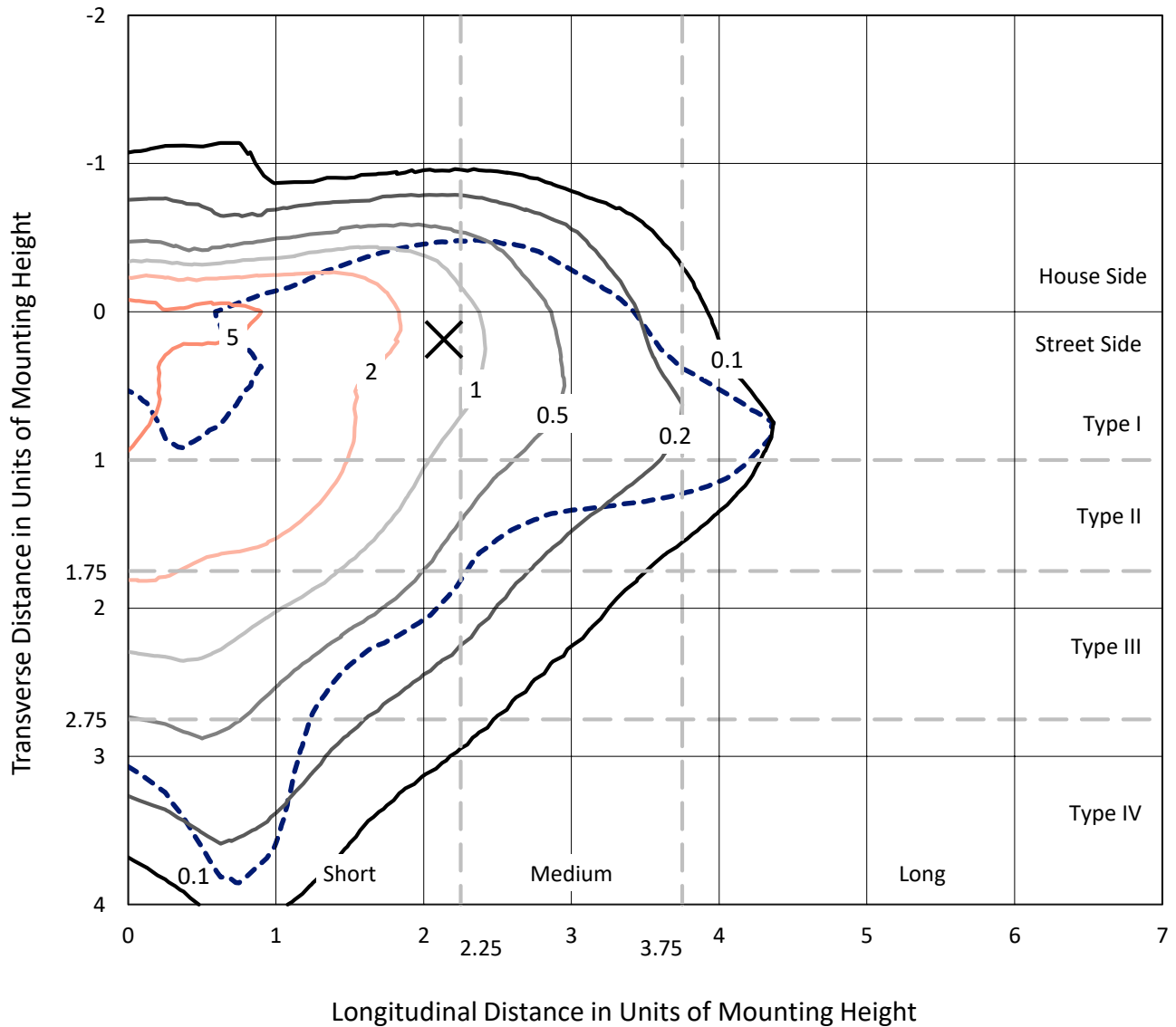
Input Watts (W): 20.09
Input Voltage (V): 120
Input Current (Ain): NR
Voltage Rise (V): NR
Power Factor: NR
Total Harmonic Distortion (THDi): NR
Frequency (hertz): 60
Stabilization Time: NR
Operation Time: NR
Ambient Temperature (°C): NR
Test Distance: 25 FT



REPORT NUMBER: P227190
 CATALOG NUMBER: ISW-AF-350-LED-E1-SLL

Iso-Footcandle Lines of Horizontal Illumination

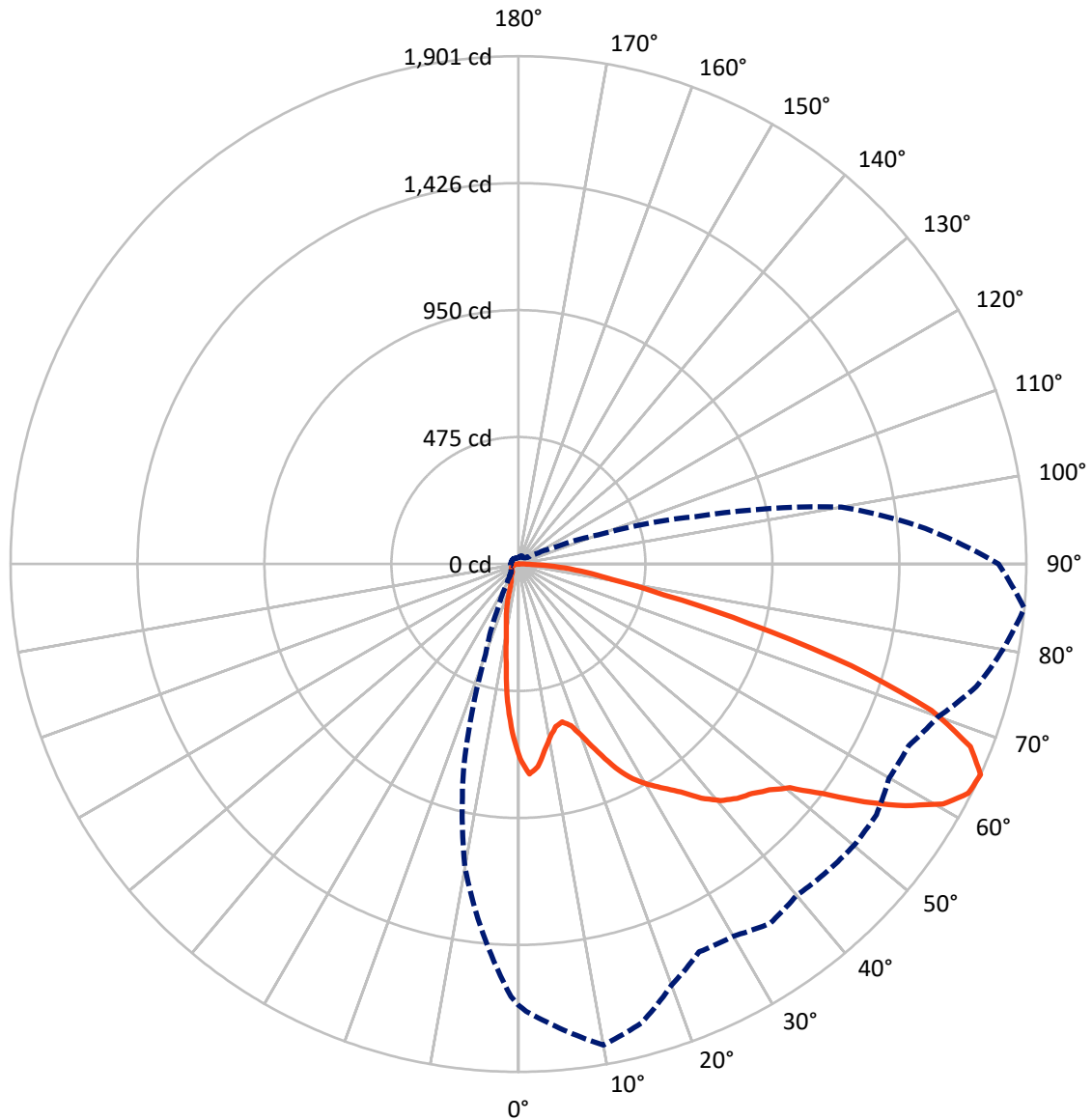
× Max cd
 - - - 1/2 Max cd



Based on 10 foot mounting height. Maximum calculated value = 8 fc
 Type IV - Short - Non-Cutoff

REPORT NUMBER: P227190
CATALOG NUMBER: ISW-AF-350-LED-E1-SLL

Luminous Intensity Polar Plot



— Vertical Plane Through 85-Deg Lateral - - - Horizontal Cone Through 65-Deg Vertical

REPORT NUMBER: P227190

CATALOG NUMBER: ISW-AF-350-LED-E1-SLL

FLUX DISTRIBUTION:

		Downward	Upward	Total
House Side	Lumens	378.0	0.0	378.0
	% Fixture	17.2	0.0	17.2
Street Side	Lumens	1825.8	0.1	1825.9
	% Fixture	82.8	0.0	82.8
Total	Lumens	2203.8	0.1	2203.9
	% Fixture	100.0	0.0	100.0

Coefficient of Utilization

ZONAL LUMENS:

Zone	Lumens	% Fixture
0°-10°	53.9	2.4
10°-20°	103.8	4.7
20°-30°	148.0	6.7
30°-40°	214.7	9.7
40°-50°	307.1	13.9
50°-60°	471.6	21.4
60°-70°	545.8	24.8
70°-80°	278.5	12.6
80°-90°	80.4	3.6
90°-100°	0.1	0.0
100°-110°	0.0	0.0
110°-120°	0.0	0.0
120°-130°	0.0	0.0
130°-140°	0.0	0.0
140°-150°	0.0	0.0
150°-160°	0.0	0.0
160°-170°	0.0	0.0
170°-180°	0.0	0.0
0°-90°	2203.8	100.0
0°-180°	2203.9	100.0



REPORT NUMBER: P227190

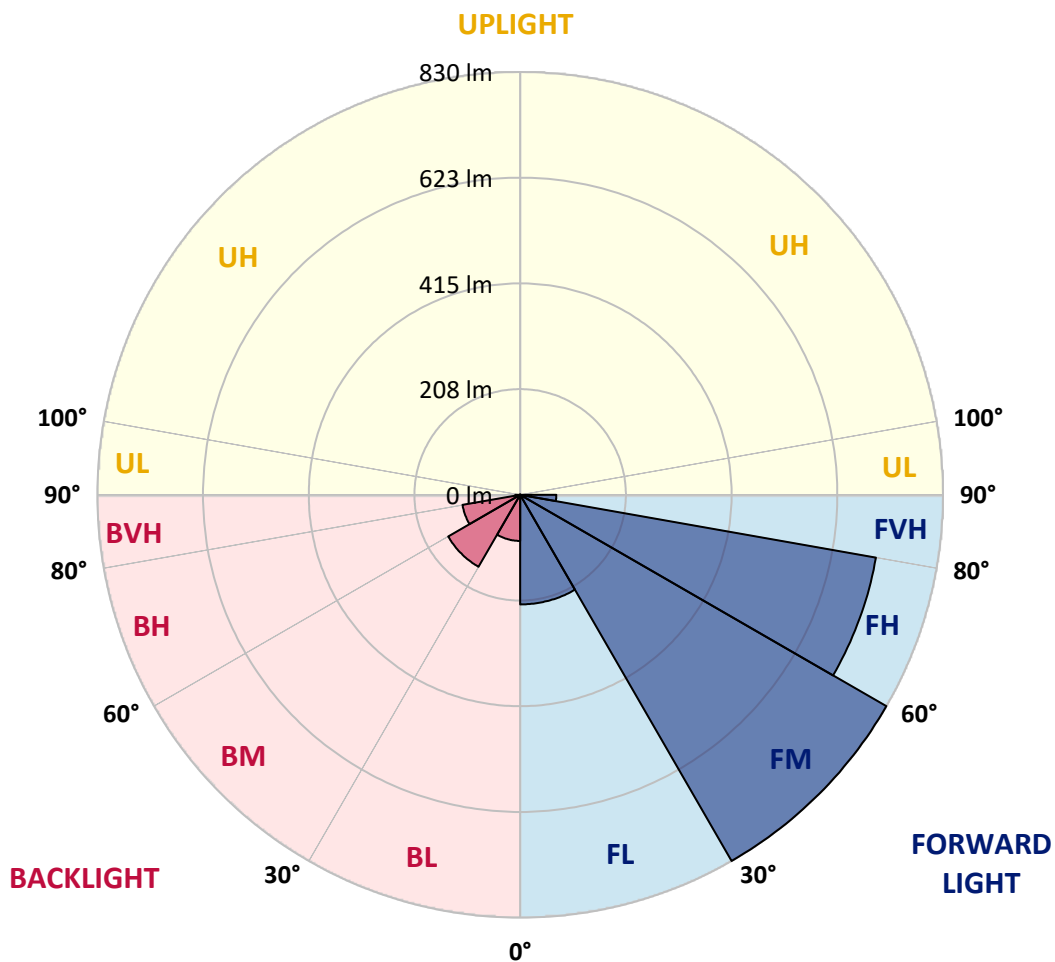
CATALOG NUMBER: ISW-AF-350-LED-E1-SLL

LUMINAIRE CLASSIFICATION SYSTEM LUMEN TABLE AND BUG RATING:

Zone		Lumens	% Fixture	Zone Rating/Lumen Limit		
				B	U	G
FL	(0°-30°)	215.2	9.8			
FM	(30°-60°)	830.2	37.7			
FH	(60°-80°)	709.3	32.2			G1/1800
FVH	(80°-90°)	71.0	3.2			G1/100
BL	(0°-30°)	90.5	4.1	B0/110		
BM	(30°-60°)	163.2	7.4	B0/220		
BH	(60°-80°)	115.0	5.2	B1/500		G1/500
BVH	(80°-90°)	9.3	0.4			G0/10
UL	(90°-100°)	0.1	0.0		U1/10	
UH	(100°-180°)	0.0	0.0		U1/10	

BUG Rating: B1-U1-G1

Type IV Short





REPORT NUMBER: P227190

CATALOG NUMBER: ISW-AF-350-LED-E1-SLL

CANDELA DISTRIBUTION (FULL):

	0°	1°	5°	10°	15°	20°	25°	30°	35°	40°	45°
0°	728.0	728.0	728.0	728.0	728.0	728.0	728.0	728.0	728.0	728.0	728.0
2.5°	753.7	754.4	764.8	774.8	787.5	785.5	796.0	803.7	810.8	811.9	817.1
5°	707.7	715.1	738.5	758.5	783.7	803.4	824.5	841.2	853.4	864.9	866.4
7.5°	643.1	648.8	675.8	707.3	743.7	769.7	801.5	829.3	848.9	867.6	871.7
10°	587.9	593.1	623.1	663.9	695.8	729.6	762.6	785.2	810.8	826.7	834.5
12.5°	561.2	567.4	596.1	633.1	665.7	698.4	723.2	742.9	757.4	760.4	762.6
15°	571.5	574.9	606.4	639.4	665.4	681.7	688.4	700.3	699.2	705.1	706.2
17.5°	613.5	612.0	645.4	668.4	681.0	679.1	668.7	662.5	651.3	647.9	657.7
20°	685.4	690.6	712.2	726.2	713.2	683.2	654.7	634.9	619.4	614.2	613.1
22.5°	769.7	776.3	799.6	792.3	759.2	704.3	652.4	620.9	601.6	596.1	593.8
25°	857.8	862.3	874.2	848.9	802.6	731.4	668.0	623.9	598.2	590.1	589.0
27.5°	929.1	933.5	928.0	899.1	832.0	761.8	689.5	637.2	603.8	595.7	592.0
30°	987.4	989.6	971.0	935.1	868.3	795.5	717.7	660.6	621.6	603.1	600.5
32.5°	1052.6	1051.2	1015.2	965.5	899.1	826.0	749.9	686.9	638.7	616.0	612.0
35°	1124.2	1111.2	1047.8	995.5	920.2	849.4	779.3	714.7	666.1	636.1	631.0
37.5°	1188.0	1174.7	1089.7	1019.3	941.3	867.6	802.3	750.7	708.1	680.6	678.4
40°	1237.7	1221.4	1121.6	1035.2	951.8	880.9	829.3	796.0	767.7	745.5	745.5
42.5°	1277.8	1260.0	1152.8	1053.7	961.0	901.3	874.6	863.1	857.1	845.0	849.4
45°	1316.3	1298.1	1178.3	1065.6	981.8	941.0	944.7	954.7	972.5	965.5	971.8
47.5°	1353.1	1335.3	1207.3	1084.5	1021.8	1012.2	1031.4	1071.5	1106.4	1133.8	1153.2
50°	1414.6	1393.5	1259.3	1140.2	1084.8	1089.7	1145.4	1224.0	1280.7	1305.9	1304.5
52.5°	1531.5	1501.4	1370.9	1244.0	1175.1	1201.8	1267.3	1366.4	1440.6	1460.3	1468.0
55°	1674.3	1650.5	1532.2	1381.6	1331.6	1340.8	1422.4	1534.4	1591.5	1612.0	1618.6
57.5°	1758.0	1751.8	1677.6	1528.9	1480.3	1476.5	1583.0	1674.7	1724.0	1743.2	1737.3
59°	1777.8	1779.6	1737.3	1633.0	1566.3	1558.2	1666.5	1751.4	1792.6	1798.6	1795.6
60°	1775.8	1786.3	1781.1	1690.2	1620.9	1610.4	1701.7	1782.6	1817.1	1826.3	1815.9
62.5°	1737.7	1755.5	1804.8	1795.2	1744.3	1691.3	1734.3	1792.9	1815.2	1806.3	1798.6
65°	1650.8	1674.3	1742.9	1828.2	1779.2	1676.8	1601.5	1608.3	1641.9	1619.7	1630.5
67.5°	1501.1	1527.8	1564.1	1757.7	1686.5	1514.8	1385.3	1321.9	1305.9	1327.5	1361.5
70°	1221.0	1238.5	1330.4	1604.2	1481.0	1245.1	1082.7	998.1	969.9	1019.6	1054.5
72.5°	861.2	887.2	1008.5	1327.5	1218.4	997.4	819.3	741.4	713.2	715.5	745.9
75°	524.1	559.3	704.7	1049.6	960.2	764.0	624.2	568.2	559.7	554.8	549.6
77.5°	345.7	359.1	463.3	724.4	647.6	543.4	468.4	491.4	517.0	522.6	529.3
80°	234.5	238.4	300.4	508.1	426.6	401.3	378.7	432.8	481.4	490.3	485.5
82.5°	144.2	156.5	209.6	342.7	340.1	328.3	299.3	341.6	373.9	379.4	389.4
85°	50.0	52.3	128.7	302.7	345.7	349.4	246.6	194.8	218.8	214.7	154.3
87.5°	21.5	24.1	40.1	202.5	234.1	193.6	112.7	100.1	77.1	43.4	41.9
90°	1.5	1.5	1.1	1.8	5.5	3.7	3.4	1.1	0.0	0.0	0.0
92.5°	0.0	0.0	0.0	0.0	0.0	0.0	0.0	0.0	0.0	0.0	0.0
95°	0.0	0.0	0.0	0.0	0.0	0.0	0.0	0.0	0.0	0.0	0.0
97.5°	0.0	0.0	0.0	0.0	0.0	0.0	0.0	0.0	0.0	0.0	0.0
100°	0.0	0.0	0.0	0.0	0.0	0.0	0.0	0.0	0.0	0.0	0.0
102.5°	0.0	0.0	0.0	0.0	0.0	0.0	0.0	0.0	0.0	0.0	0.0
105°	0.0	0.0	0.0	0.0	0.0	0.0	0.0	0.0	0.0	0.0	0.0
107.5°	0.0	0.0	0.0	0.0	0.0	0.0	0.0	0.0	0.0	0.0	0.0



REPORT NUMBER: P227190

CATALOG NUMBER: ISW-AF-350-LED-E1-SLL

CANDELA DISTRIBUTION (continued):

	0°	1°	5°	10°	15°	20°	25°	30°	35°	40°	45°
110°	0.0	0.0	0.0	0.0	0.0	0.0	0.0	0.0	0.0	0.0	0.0
112.5°	0.0	0.0	0.0	0.0	0.0	0.0	0.0	0.0	0.0	0.0	0.0
115°	0.0	0.0	0.0	0.0	0.0	0.0	0.0	0.0	0.0	0.0	0.0
117.5°	0.0	0.0	0.0	0.0	0.0	0.0	0.0	0.0	0.0	0.0	0.0
120°	0.0	0.0	0.0	0.0	0.0	0.0	0.0	0.0	0.0	0.0	0.0
122.5°	0.0	0.0	0.0	0.0	0.0	0.0	0.0	0.0	0.0	0.0	0.0
125°	0.0	0.0	0.0	0.0	0.0	0.0	0.0	0.0	0.0	0.0	0.0
127.5°	0.0	0.0	0.0	0.0	0.0	0.0	0.0	0.0	0.0	0.0	0.0
130°	0.0	0.0	0.0	0.0	0.0	0.0	0.0	0.0	0.0	0.0	0.0
132.5°	0.0	0.0	0.0	0.0	0.0	0.0	0.0	0.0	0.0	0.0	0.0
135°	0.0	0.0	0.0	0.0	0.0	0.0	0.0	0.0	0.0	0.0	0.0
137.5°	0.0	0.0	0.0	0.0	0.0	0.0	0.0	0.0	0.0	0.0	0.0
140°	0.0	0.0	0.0	0.0	0.0	0.0	0.0	0.0	0.0	0.0	0.0
142.5°	0.0	0.0	0.0	0.0	0.0	0.0	0.0	0.0	0.0	0.0	0.0
145°	0.0	0.0	0.0	0.0	0.0	0.0	0.0	0.0	0.0	0.0	0.0
147.5°	0.0	0.0	0.0	0.0	0.0	0.0	0.0	0.0	0.0	0.0	0.0
150°	0.0	0.0	0.0	0.0	0.0	0.0	0.0	0.0	0.0	0.0	0.0
152.5°	0.0	0.0	0.0	0.0	0.0	0.0	0.0	0.0	0.0	0.0	0.0
155°	0.0	0.0	0.0	0.0	0.0	0.0	0.0	0.0	0.0	0.0	0.0
157.5°	0.0	0.0	0.0	0.0	0.0	0.0	0.0	0.0	0.0	0.0	0.0
160°	0.0	0.0	0.0	0.0	0.0	0.0	0.0	0.0	0.0	0.0	0.0
162.5°	0.0	0.0	0.0	0.0	0.0	0.0	0.0	0.0	0.0	0.0	0.0
165°	0.0	0.0	0.0	0.0	0.0	0.0	0.0	0.0	0.0	0.0	0.0
167.5°	0.0	0.0	0.0	0.0	0.0	0.0	0.0	0.0	0.0	0.0	0.0
170°	0.0	0.0	0.0	0.0	0.0	0.0	0.0	0.0	0.0	0.0	0.0
172.5°	0.0	0.0	0.0	0.0	0.0	0.0	0.0	0.0	0.0	0.0	0.0
175°	0.0	0.0	0.0	0.0	0.0	0.0	0.0	0.0	0.0	0.0	0.0
177.5°	0.0	0.0	0.0	0.0	0.0	0.0	0.0	0.0	0.0	0.0	0.0
180°	0.0	0.0	0.0	0.0	0.0	0.0	0.0	0.0	0.0	0.0	0.0



REPORT NUMBER: P227190

CATALOG NUMBER: ISW-AF-350-LED-E1-SLL

CANDELA DISTRIBUTION (continued):

	50°	55°	60°	65°	70°	75°	80°	85°	90°	95°	100°
0°	728.0	728.0	728.0	728.0	728.0	728.0	728.0	728.0	728.0	728.0	728.0
2.5°	816.0	811.2	814.2	810.1	803.4	798.9	793.7	787.1	779.3	768.8	758.5
5°	863.1	859.4	850.1	836.8	818.3	802.6	784.1	762.2	744.0	720.7	698.8
7.5°	867.2	861.2	844.1	819.3	790.7	761.8	739.9	704.3	681.4	644.3	619.4
10°	830.1	830.4	813.3	790.0	760.4	726.2	694.7	655.7	622.0	584.2	542.7
12.5°	775.6	780.7	781.5	760.8	731.8	695.8	660.6	623.5	581.5	541.1	503.0
15°	713.6	728.4	729.6	724.4	709.2	678.7	646.5	613.1	570.4	526.3	483.2
17.5°	658.4	672.5	685.4	697.3	698.1	683.5	663.9	635.4	592.7	540.7	490.3
20°	616.4	631.7	653.9	675.8	699.9	707.3	708.8	690.6	645.0	581.5	513.3
22.5°	599.0	616.8	639.4	680.6	723.2	749.6	764.5	764.5	716.6	642.4	551.2
25°	595.3	609.8	644.3	695.4	752.6	798.5	826.7	845.7	811.2	720.7	597.9
27.5°	597.9	617.6	660.2	712.5	772.2	831.1	877.6	910.5	878.3	774.1	641.3
30°	608.2	637.6	681.7	735.9	797.4	859.8	915.7	957.7	934.0	822.7	682.4
32.5°	626.5	662.1	712.2	761.1	822.2	889.8	945.1	1000.3	982.9	856.4	704.3
35°	653.6	695.4	741.0	790.4	848.9	916.5	975.5	1047.8	1041.5	898.7	726.2
37.5°	697.3	740.3	782.3	824.5	880.1	945.8	1019.3	1111.6	1106.4	961.4	761.5
40°	774.5	799.6	830.8	857.8	910.2	972.8	1051.5	1164.2	1182.8	1015.2	792.6
42.5°	870.1	885.0	893.9	901.3	928.0	986.9	1074.9	1199.5	1229.9	1055.2	816.7
45°	992.2	987.8	969.9	952.9	949.9	995.1	1085.7	1225.5	1267.0	1094.1	841.2
47.5°	1136.4	1126.8	1078.2	1022.2	991.0	1010.0	1104.6	1263.7	1312.7	1145.4	871.7
50°	1302.9	1280.3	1200.9	1106.4	1048.9	1051.9	1152.4	1316.7	1372.7	1212.1	928.3
52.5°	1457.3	1416.9	1322.3	1197.3	1114.9	1124.9	1238.5	1426.5	1495.9	1322.7	1023.7
55°	1593.3	1541.5	1439.5	1302.6	1228.1	1245.4	1376.1	1571.9	1637.5	1454.3	1120.1
57.5°	1709.1	1653.8	1553.4	1432.8	1340.1	1354.5	1498.8	1706.9	1751.0	1572.6	1212.5
59°	1761.8	1707.3	1614.5	1503.2	1416.5	1446.9	1585.6	1774.0	1792.9	1618.2	1247.7
60°	1787.4	1732.9	1651.2	1542.6	1463.2	1503.2	1631.6	1824.8	1808.5	1625.0	1261.1
62.5°	1785.6	1747.3	1693.5	1619.3	1604.9	1671.7	1781.1	1890.1	1819.3	1605.6	1269.6
65°	1639.0	1635.7	1602.2	1610.8	1671.3	1774.4	1841.5	1900.8	1797.0	1528.9	1228.5
67.5°	1367.2	1380.9	1385.3	1437.7	1578.9	1754.0	1813.0	1824.4	1700.2	1364.5	1100.5
70°	1055.6	1025.2	1075.2	1167.6	1371.3	1596.7	1680.6	1640.5	1502.2	1142.7	898.7
72.5°	747.4	756.3	828.2	948.1	1155.3	1389.1	1520.3	1301.9	1130.2	855.3	637.2
75°	562.3	604.2	639.0	744.0	938.4	1189.9	1298.1	895.0	736.2	589.7	416.9
77.5°	538.9	535.6	508.9	531.1	676.5	833.4	926.2	558.5	461.0	385.8	251.9
80°	498.1	469.5	420.9	399.5	426.2	535.2	587.9	359.1	306.8	269.6	142.1
82.5°	386.5	367.2	316.0	314.6	355.4	380.1	404.3	254.4	230.7	218.5	87.2
85°	245.2	251.9	258.2	314.9	394.2	398.7	314.6	155.1	121.6	171.3	55.6
87.5°	72.7	118.4	143.5	243.7	355.4	356.4	236.6	50.8	45.6	53.4	32.2
90°	0.0	0.0	0.0	0.0	0.0	0.0	0.4	0.0	0.0	0.0	0.0
92.5°	0.0	0.0	0.0	0.0	0.0	0.0	0.0	0.0	0.0	0.0	0.0
95°	0.0	0.0	0.0	0.0	0.0	0.0	0.0	0.0	0.0	0.0	0.0
97.5°	0.0	0.0	0.0	0.0	0.0	0.0	0.0	0.0	0.0	0.0	0.0
100°	0.0	0.0	0.0	0.0	0.0	0.0	0.0	0.0	0.0	0.0	0.0
102.5°	0.0	0.0	0.0	0.0	0.0	0.0	0.0	0.0	0.0	0.0	0.0
105°	0.0	0.0	0.0	0.0	0.0	0.0	0.0	0.0	0.0	0.0	0.0
107.5°	0.0	0.0	0.0	0.0	0.0	0.0	0.0	0.0	0.0	0.0	0.0



REPORT NUMBER: P227190

CATALOG NUMBER: ISW-AF-350-LED-E1-SLL

CANDELA DISTRIBUTION (continued):

	50°	55°	60°	65°	70°	75°	80°	85°	90°	95°	100°
110°	0.0	0.0	0.0	0.0	0.0	0.0	0.0	0.0	0.0	0.0	0.0
112.5°	0.0	0.0	0.0	0.0	0.0	0.0	0.0	0.0	0.0	0.0	0.0
115°	0.0	0.0	0.0	0.0	0.0	0.0	0.0	0.0	0.0	0.0	0.0
117.5°	0.0	0.0	0.0	0.0	0.0	0.0	0.0	0.0	0.0	0.0	0.0
120°	0.0	0.0	0.0	0.0	0.0	0.0	0.0	0.0	0.0	0.0	0.0
122.5°	0.0	0.0	0.0	0.0	0.0	0.0	0.0	0.0	0.0	0.0	0.0
125°	0.0	0.0	0.0	0.0	0.0	0.0	0.0	0.0	0.0	0.0	0.0
127.5°	0.0	0.0	0.0	0.0	0.0	0.0	0.0	0.0	0.0	0.0	0.0
130°	0.0	0.0	0.0	0.0	0.0	0.0	0.0	0.0	0.0	0.0	0.0
132.5°	0.0	0.0	0.0	0.0	0.0	0.0	0.0	0.0	0.0	0.0	0.0
135°	0.0	0.0	0.0	0.0	0.0	0.0	0.0	0.0	0.0	0.0	0.0
137.5°	0.0	0.0	0.0	0.0	0.0	0.0	0.0	0.0	0.0	0.0	0.0
140°	0.0	0.0	0.0	0.0	0.0	0.0	0.0	0.0	0.0	0.0	0.0
142.5°	0.0	0.0	0.0	0.0	0.0	0.0	0.0	0.0	0.0	0.0	0.0
145°	0.0	0.0	0.0	0.0	0.0	0.0	0.0	0.0	0.0	0.0	0.0
147.5°	0.0	0.0	0.0	0.0	0.0	0.0	0.0	0.0	0.0	0.0	0.0
150°	0.0	0.0	0.0	0.0	0.0	0.0	0.0	0.0	0.0	0.0	0.0
152.5°	0.0	0.0	0.0	0.0	0.0	0.0	0.0	0.0	0.0	0.0	0.0
155°	0.0	0.0	0.0	0.0	0.0	0.0	0.0	0.0	0.0	0.0	0.0
157.5°	0.0	0.0	0.0	0.0	0.0	0.0	0.0	0.0	0.0	0.0	0.0
160°	0.0	0.0	0.0	0.0	0.0	0.0	0.0	0.0	0.0	0.0	0.0
162.5°	0.0	0.0	0.0	0.0	0.0	0.0	0.0	0.0	0.0	0.0	0.0
165°	0.0	0.0	0.0	0.0	0.0	0.0	0.0	0.0	0.0	0.0	0.0
167.5°	0.0	0.0	0.0	0.0	0.0	0.0	0.0	0.0	0.0	0.0	0.0
170°	0.0	0.0	0.0	0.0	0.0	0.0	0.0	0.0	0.0	0.0	0.0
172.5°	0.0	0.0	0.0	0.0	0.0	0.0	0.0	0.0	0.0	0.0	0.0
175°	0.0	0.0	0.0	0.0	0.0	0.0	0.0	0.0	0.0	0.0	0.0
177.5°	0.0	0.0	0.0	0.0	0.0	0.0	0.0	0.0	0.0	0.0	0.0
180°	0.0	0.0	0.0	0.0	0.0	0.0	0.0	0.0	0.0	0.0	0.0



REPORT NUMBER: P227190

CATALOG NUMBER: ISW-AF-350-LED-E1-SLL

CANDELA DISTRIBUTION (continued):

	105°	110°	115°	120°	125°	130°	135°	140°	145°	150°	155°
0°	728.0	728.0	728.0	728.0	728.0	728.0	728.0	728.0	728.0	728.0	728.0
2.5°	747.8	746.2	735.9	718.4	720.0	711.8	701.3	684.7	681.4	672.1	670.5
5°	680.3	662.8	640.2	612.7	602.3	588.3	573.8	563.4	550.4	538.6	554.5
7.5°	590.1	564.5	538.2	509.2	492.6	469.5	457.4	433.6	416.1	412.9	399.1
10°	514.9	482.5	452.5	426.6	395.4	373.9	358.3	345.3	333.5	319.0	310.1
12.5°	464.7	428.4	396.5	364.3	349.4	331.5	321.9	309.7	292.7	280.4	268.5
15°	442.1	402.8	368.0	339.7	318.2	301.6	284.5	269.6	251.1	237.4	223.6
17.5°	439.2	388.0	343.8	312.3	289.0	270.8	248.2	228.4	205.8	190.7	179.1
20°	442.5	376.9	321.6	280.4	256.7	224.7	203.7	179.5	157.2	137.3	119.1
22.5°	455.8	370.9	299.7	254.4	219.2	182.9	160.2	129.4	110.5	91.2	84.2
25°	474.0	367.2	280.8	225.9	181.4	145.4	114.6	89.0	80.5	75.7	73.0
27.5°	493.3	360.5	259.6	199.6	151.0	107.2	85.7	74.9	71.6	68.9	67.1
30°	507.8	347.5	233.6	171.3	120.2	91.7	76.4	69.4	67.1	64.1	62.3
32.5°	514.0	327.5	210.3	144.6	101.3	78.7	66.8	62.7	60.5	57.9	56.8
35°	512.9	304.8	198.5	134.3	92.7	69.8	58.6	56.0	53.0	50.4	47.9
37.5°	514.0	284.1	189.1	131.7	89.0	63.0	53.4	51.6	49.3	46.7	44.5
40°	518.5	272.6	184.7	126.1	86.0	60.5	49.3	47.5	47.1	44.1	42.2
42.5°	520.4	273.7	182.5	118.4	78.7	59.7	49.3	45.2	45.2	43.1	40.8
45°	518.1	281.9	183.9	113.9	73.0	56.0	52.0	45.2	44.1	42.2	40.1
47.5°	524.9	287.9	183.9	113.1	69.4	52.3	49.3	49.7	44.9	42.7	39.3
50°	552.3	293.4	180.2	112.0	68.2	48.6	46.7	49.0	50.4	43.4	39.7
52.5°	600.9	300.4	176.2	110.2	66.8	45.6	43.4	46.0	51.6	45.6	39.7
55°	650.6	313.0	173.6	107.2	64.5	43.8	39.3	44.1	47.1	45.2	39.3
57.5°	703.6	326.7	170.9	100.1	59.3	41.9	37.8	38.6	42.2	43.8	38.2
59°	719.5	333.5	168.8	94.9	54.9	40.4	36.7	35.6	37.8	41.9	37.4
60°	731.0	333.8	166.1	90.5	52.3	39.7	36.0	34.5	35.2	43.1	37.8
62.5°	732.1	333.5	158.0	81.2	47.1	38.2	34.9	33.0	32.2	36.0	38.6
65°	686.2	317.8	143.2	76.4	47.5	36.7	33.0	31.5	30.1	30.8	33.3
67.5°	600.2	277.8	127.6	77.5	50.0	35.6	31.5	30.1	28.9	28.2	29.3
70°	454.0	230.7	123.2	80.1	52.3	34.9	29.3	27.8	27.1	26.7	26.7
72.5°	314.6	189.9	118.4	81.9	54.1	34.5	27.1	25.6	25.3	24.9	24.9
75°	202.5	138.0	97.9	69.8	49.3	31.5	24.4	23.0	22.6	22.3	22.6
77.5°	119.8	96.5	71.9	49.0	36.0	25.3	21.2	20.0	20.0	20.0	20.4
80°	66.4	57.1	47.9	31.5	25.6	18.9	17.4	16.4	16.4	16.7	17.4
82.5°	39.7	31.5	27.1	20.0	17.4	13.4	13.0	12.3	12.6	13.0	13.7
85°	26.0	20.0	16.4	13.4	11.9	8.5	7.5	7.8	8.2	8.9	9.3
87.5°	14.4	11.2	8.9	7.8	7.1	3.7	3.0	3.0	3.7	4.5	5.2
90°	0.0	0.0	0.0	0.0	0.0	0.0	0.0	0.0	0.0	0.0	0.0
92.5°	0.0	0.0	0.0	0.0	0.0	0.0	0.0	0.0	0.0	0.0	0.0
95°	0.0	0.0	0.0	0.0	0.0	0.0	0.0	0.0	0.0	0.0	0.0
97.5°	0.0	0.0	0.0	0.0	0.0	0.0	0.0	0.0	0.0	0.0	0.0
100°	0.0	0.0	0.0	0.0	0.0	0.0	0.0	0.0	0.0	0.0	0.0
102.5°	0.0	0.0	0.0	0.0	0.0	0.0	0.0	0.0	0.0	0.0	0.0
105°	0.0	0.0	0.0	0.0	0.0	0.0	0.0	0.0	0.0	0.0	0.0
107.5°	0.0	0.0	0.0	0.0	0.0	0.0	0.0	0.0	0.0	0.0	0.0



REPORT NUMBER: P227190
 CATALOG NUMBER: ISW-AF-350-LED-E1-SLL

REPORT N
 CATALOG

CANDELA DISTRIBUTION (continued):

CANDELA

	105°	110°	115°	120°	125°	130°	135°	140°	145°	150°	155°	
110°	0.0	0.0	0.0	0.0	0.0	0.0	0.0	0.0	0.0	0.0	0.0	0°
112.5°	0.0	0.0	0.0	0.0	0.0	0.0	0.0	0.0	0.0	0.0	0.0	2.5°
115°	0.0	0.0	0.0	0.0	0.0	0.0	0.0	0.0	0.0	0.0	0.0	5°
117.5°	0.0	0.0	0.0	0.0	0.0	0.0	0.0	0.0	0.0	0.0	0.0	7.5°
120°	0.0	0.0	0.0	0.0	0.0	0.0	0.0	0.0	0.0	0.0	0.0	10°
122.5°	0.0	0.0	0.0	0.0	0.0	0.0	0.0	0.0	0.0	0.0	0.0	12.5°
125°	0.0	0.0	0.0	0.0	0.0	0.0	0.0	0.0	0.0	0.0	0.0	15°
127.5°	0.0	0.0	0.0	0.0	0.0	0.0	0.0	0.0	0.0	0.0	0.0	17.5°
130°	0.0	0.0	0.0	0.0	0.0	0.0	0.0	0.0	0.0	0.0	0.0	20°
132.5°	0.0	0.0	0.0	0.0	0.0	0.0	0.0	0.0	0.0	0.0	0.0	22.5°
135°	0.0	0.0	0.0	0.0	0.0	0.0	0.0	0.0	0.0	0.0	0.0	25°
137.5°	0.0	0.0	0.0	0.0	0.0	0.0	0.0	0.0	0.0	0.0	0.0	27.5°
140°	0.0	0.0	0.0	0.0	0.0	0.0	0.0	0.0	0.0	0.0	0.0	30°
142.5°	0.0	0.0	0.0	0.0	0.0	0.0	0.0	0.0	0.0	0.0	0.0	32.5°
145°	0.0	0.0	0.0	0.0	0.0	0.0	0.0	0.0	0.0	0.0	0.0	35°
147.5°	0.0	0.0	0.0	0.0	0.0	0.0	0.0	0.0	0.0	0.0	0.0	37.5°
150°	0.0	0.0	0.0	0.0	0.0	0.0	0.0	0.0	0.0	0.0	0.0	40°
152.5°	0.0	0.0	0.0	0.0	0.0	0.0	0.0	0.0	0.0	0.0	0.0	42.5°
155°	0.0	0.0	0.0	0.0	0.0	0.0	0.0	0.0	0.0	0.0	0.0	45°
157.5°	0.0	0.0	0.0	0.0	0.0	0.0	0.0	0.0	0.0	0.0	0.0	47.5°
160°	0.0	0.0	0.0	0.0	0.0	0.0	0.0	0.0	0.0	0.0	0.0	50°
162.5°	0.0	0.0	0.0	0.0	0.0	0.0	0.0	0.0	0.0	0.0	0.0	52.5°
165°	0.0	0.0	0.0	0.0	0.0	0.0	0.0	0.0	0.0	0.0	0.0	55°
167.5°	0.0	0.0	0.0	0.0	0.0	0.0	0.0	0.0	0.0	0.0	0.0	57.5°
170°	0.0	0.0	0.0	0.0	0.0	0.0	0.0	0.0	0.0	0.0	0.0	59°
172.5°	0.0	0.0	0.0	0.0	0.0	0.0	0.0	0.0	0.0	0.0	0.0	60°
175°	0.0	0.0	0.0	0.0	0.0	0.0	0.0	0.0	0.0	0.0	0.0	62.5°
177.5°	0.0	0.0	0.0	0.0	0.0	0.0	0.0	0.0	0.0	0.0	0.0	65°
180°	0.0	0.0	0.0	0.0	0.0	0.0	0.0	0.0	0.0	0.0	0.0	67.5°
												70°
												72.5°
												75°
												77.5°
												80°
												82.5°
												85°
												87.5°
												90°
												92.5°
												95°
												97.5°
												100°
												102.5°
												105°
												107.5°

NUMBER: P227190
 NUMBER: ISW-AF-350-LED-E1-SLL

REPORT NUMBER: P
 CATALOG NUMBER:

<u>DISTRIBUTION (continued):</u>											<u>CANDELA DISTRIBUTION</u>	
160°	165°	170°	175°	180°	185°	190°	195°	200°	205°	210°		160°
728.0	728.0	728.0	728.0	728.0	728.0	728.0	728.0	728.0	728.0	728.0	110°	0.0
675.8	665.0	653.6	645.0	648.8	636.5	637.6	634.2	632.8	632.0	624.2	112.5°	0.0
535.2	539.3	522.2	524.1	529.3	516.7	508.1	522.2	520.4	507.8	514.9	115°	0.0
385.8	386.9	379.1	361.6	361.6	370.9	374.2	380.9	385.3	401.0	391.3	117.5°	0.0
294.9	284.5	276.7	268.9	264.4	255.2	257.4	265.6	270.8	279.7	286.7	120°	0.0
256.2	244.8	231.1	219.2	212.9	204.4	198.8	196.9	198.8	193.2	193.6	122.5°	0.0
212.9	202.5	187.3	181.0	169.1	162.4	158.8	154.0	150.2	142.4	139.1	125°	0.0
165.0	151.3	135.7	135.7	127.3	121.6	120.2	119.1	116.8	112.7	108.6	127.5°	0.0
109.8	100.9	92.0	87.6	88.3	87.6	85.3	89.0	89.0	90.5	89.7	130°	0.0
80.1	78.7	75.3	72.7	71.2	70.9	71.2	72.3	74.6	76.4	78.3	132.5°	0.0
71.9	71.2	68.2	65.7	65.3	64.5	64.5	65.7	66.0	66.4	66.0	135°	0.0
66.8	65.3	62.7	60.9	60.0	59.7	60.0	59.0	58.2	58.6	58.2	137.5°	0.0
60.5	59.3	56.8	55.2	54.9	54.9	53.8	53.4	52.7	53.0	52.7	140°	0.0
55.6	54.1	51.6	49.7	49.7	49.3	49.7	49.3	49.0	48.6	48.6	142.5°	0.0
46.7	46.3	43.8	43.1	43.4	44.5	44.5	44.5	44.9	44.5	44.5	145°	0.0
43.4	43.1	40.4	38.6	38.2	38.2	38.2	39.0	40.1	40.4	41.1	147.5°	0.0
41.1	40.8	38.2	36.7	36.0	35.6	35.2	35.2	35.6	37.1	38.2	150°	0.0
39.7	39.0	36.3	34.5	34.2	33.8	33.3	33.3	33.3	33.8	34.9	152.5°	0.0
39.0	37.8	34.9	33.0	32.2	31.9	31.9	32.2	31.9	31.9	31.9	155°	0.0
37.8	37.1	34.2	31.9	31.2	31.2	30.8	30.8	30.8	30.1	30.1	157.5°	0.0
37.4	36.3	33.3	31.2	30.4	30.1	29.7	30.1	29.3	28.9	28.5	160°	0.0
36.7	35.2	31.9	30.1	29.7	28.9	28.5	28.5	28.5	27.8	27.8	162.5°	0.0
36.3	34.5	31.2	29.3	28.5	27.8	27.4	27.4	28.2	27.4	27.4	165°	0.0
36.0	33.3	30.1	27.8	27.4	26.7	26.3	26.7	27.8	27.1	26.7	167.5°	0.0
34.5	32.6	29.3	27.4	26.7	26.0	25.6	26.0	26.7	26.7	26.7	170°	0.0
33.8	31.9	28.5	26.7	26.3	25.6	25.3	25.3	26.3	26.3	26.0	172.5°	0.0
32.6	31.2	27.8	25.6	24.9	24.9	24.4	24.4	24.9	24.9	25.3	175°	0.0
31.2	30.4	27.1	24.4	24.1	23.7	23.7	23.7	23.7	24.4	24.4	177.5°	0.0
29.7	29.3	26.0	23.7	23.0	23.0	23.0	23.0	23.0	23.3	23.7	180°	0.0
27.4	27.4	24.4	22.3	21.9	21.5	21.5	21.5	21.5	21.9	22.3		
25.3	25.6	22.6	20.4	20.0	20.0	20.0	20.0	20.4	20.4	20.8		
23.0	23.3	20.4	18.2	18.2	18.2	18.2	18.2	18.2	18.2	18.9		
20.8	20.8	17.4	15.2	15.5	16.0	16.4	16.0	16.0	16.4	17.4		
17.8	17.4	14.4	12.6	12.6	13.4	13.7	13.4	13.7	13.7	15.2		
14.1	14.1	11.2	9.3	9.3	10.7	10.7	10.7	11.2	11.5	12.6		
10.7	10.4	7.8	6.3	6.3	7.5	7.8	8.2	8.5	8.9	9.6		
6.3	6.3	4.1	2.6	3.0	3.4	4.5	4.5	4.5	5.2	6.3		
0.0	0.4	0.0	0.0	0.0	0.0	0.0	0.0	0.0	0.0	0.0		
0.0	0.0	0.0	0.0	0.0	0.0	0.0	0.0	0.0	0.0	0.0		
0.0	0.0	0.0	0.0	0.0	0.0	0.0	0.0	0.0	0.0	0.0		
0.0	0.0	0.0	0.0	0.0	0.0	0.0	0.0	0.0	0.0	0.0		
0.0	0.0	0.0	0.0	0.0	0.0	0.0	0.0	0.0	0.0	0.0		
0.0	0.0	0.0	0.0	0.0	0.0	0.0	0.0	0.0	0.0	0.0		
0.0	0.0	0.0	0.0	0.0	0.0	0.0	0.0	0.0	0.0	0.0		
0.0	0.0	0.0	0.0	0.0	0.0	0.0	0.0	0.0	0.0	0.0		
0.0	0.0	0.0	0.0	0.0	0.0	0.0	0.0	0.0	0.0	0.0		
0.0	0.0	0.0	0.0	0.0	0.0	0.0	0.0	0.0	0.0	0.0		

'227190
 ISW-AF-350-LED-E1-SLL

REPORT NUMBER: P227190
 CATALOG NUMBER: ISW-AF-3!

TION (continued):

CANDELA DISTRIBUTION (con

165°	170°	175°	180°	185°	190°	195°	200°	205°	210°		215°	220°
0.0	0.0	0.0	0.0	0.0	0.0	0.0	0.0	0.0	0.0	0°	728.0	728.0
0.0	0.0	0.0	0.0	0.0	0.0	0.0	0.0	0.0	0.0	2.5°	631.0	630.5
0.0	0.0	0.0	0.0	0.0	0.0	0.0	0.0	0.0	0.0	5°	517.8	514.4
0.0	0.0	0.0	0.0	0.0	0.0	0.0	0.0	0.0	0.0	7.5°	401.3	413.6
0.0	0.0	0.0	0.0	0.0	0.0	0.0	0.0	0.0	0.0	10°	289.3	297.9
0.0	0.0	0.0	0.0	0.0	0.0	0.0	0.0	0.0	0.0	12.5°	201.4	205.8
0.0	0.0	0.0	0.0	0.0	0.0	0.0	0.0	0.0	0.0	15°	138.7	147.6
0.0	0.0	0.0	0.0	0.0	0.0	0.0	0.0	0.0	0.0	17.5°	107.9	109.0
0.0	0.0	0.0	0.0	0.0	0.0	0.0	0.0	0.0	0.0	20°	89.0	89.7
0.0	0.0	0.0	0.0	0.0	0.0	0.0	0.0	0.0	0.0	22.5°	79.0	80.5
0.0	0.0	0.0	0.0	0.0	0.0	0.0	0.0	0.0	0.0	25°	66.4	67.9
0.0	0.0	0.0	0.0	0.0	0.0	0.0	0.0	0.0	0.0	27.5°	58.6	60.0
0.0	0.0	0.0	0.0	0.0	0.0	0.0	0.0	0.0	0.0	30°	53.8	54.5
0.0	0.0	0.0	0.0	0.0	0.0	0.0	0.0	0.0	0.0	32.5°	49.0	49.0
0.0	0.0	0.0	0.0	0.0	0.0	0.0	0.0	0.0	0.0	35°	44.9	45.2
0.0	0.0	0.0	0.0	0.0	0.0	0.0	0.0	0.0	0.0	37.5°	41.9	42.7
0.0	0.0	0.0	0.0	0.0	0.0	0.0	0.0	0.0	0.0	40°	39.3	39.7
0.0	0.0	0.0	0.0	0.0	0.0	0.0	0.0	0.0	0.0	42.5°	35.6	36.3
0.0	0.0	0.0	0.0	0.0	0.0	0.0	0.0	0.0	0.0	45°	32.2	32.6
0.0	0.0	0.0	0.0	0.0	0.0	0.0	0.0	0.0	0.0	47.5°	30.1	30.1
0.0	0.0	0.0	0.0	0.0	0.0	0.0	0.0	0.0	0.0	50°	28.5	28.9
0.0	0.0	0.0	0.0	0.0	0.0	0.0	0.0	0.0	0.0	52.5°	27.8	28.2
0.0	0.0	0.0	0.0	0.0	0.0	0.0	0.0	0.0	0.0	55°	27.4	28.2
0.0	0.0	0.0	0.0	0.0	0.0	0.0	0.0	0.0	0.0	57.5°	27.4	27.8
0.0	0.0	0.0	0.0	0.0	0.0	0.0	0.0	0.0	0.0	59°	27.1	27.4
0.0	0.0	0.0	0.0	0.0	0.0	0.0	0.0	0.0	0.0	60°	27.1	27.8
0.0	0.0	0.0	0.0	0.0	0.0	0.0	0.0	0.0	0.0	62.5°	26.0	26.7
0.0	0.0	0.0	0.0	0.0	0.0	0.0	0.0	0.0	0.0	65°	25.3	26.0
0.0	0.0	0.0	0.0	0.0	0.0	0.0	0.0	0.0	0.0	67.5°	24.1	25.3
										70°	23.0	24.1
										72.5°	21.5	23.0
										75°	20.0	21.2
										77.5°	18.2	19.3
										80°	16.0	16.4
										82.5°	13.4	13.4
										85°	10.0	8.9
										87.5°	5.5	5.9
										90°	0.0	0.0
										92.5°	0.0	0.0
										95°	0.0	0.0
										97.5°	0.0	0.0
										100°	0.0	0.0
										102.5°	0.0	0.0
										105°	0.0	0.0
										107.5°	0.0	0.0



REPORT NUMBER: P227190

CATALOG NUMBER: ISW-AF-350-LED-E1-

50-LED-E1-SLL

tinued):

CANDELA DISTRIBUTION (continued):

225°	230°	235°	240°	245°	250°	255°	260°	265°		215°	220°	225°
728.0	728.0	728.0	728.0	728.0	728.0	728.0	728.0	728.0	110°	0.0	0.0	0.0
622.8	622.8	633.9	634.9	622.0	625.3	631.7	624.2	632.4	112.5°	0.0	0.0	0.0
522.6	518.1	518.5	515.6	520.8	514.9	521.1	518.9	517.0	115°	0.0	0.0	0.0
405.8	413.6	408.0	397.2	405.8	399.1	386.5	387.6	373.5	117.5°	0.0	0.0	0.0
304.8	299.3	296.3	291.1	277.4	280.0	266.0	268.1	273.0	120°	0.0	0.0	0.0
210.3	206.2	211.0	207.7	202.1	203.3	206.2	209.2	217.0	122.5°	0.0	0.0	0.0
147.6	145.8	144.6	146.9	153.1	156.5	161.3	170.2	174.7	125°	0.0	0.0	0.0
110.9	111.3	110.2	113.4	118.7	121.3	122.4	123.2	128.4	127.5°	0.0	0.0	0.0
91.7	93.1	92.7	93.8	92.4	90.8	92.0	89.7	87.9	130°	0.0	0.0	0.0
80.1	80.5	78.7	78.3	76.0	74.2	72.7	72.7	71.9	132.5°	0.0	0.0	0.0
67.9	68.2	66.4	66.4	66.0	67.1	66.4	65.0	64.5	135°	0.0	0.0	0.0
60.9	60.0	59.0	59.0	58.2	58.2	58.6	59.0	58.6	137.5°	0.0	0.0	0.0
54.5	53.8	53.4	53.8	53.4	53.8	54.1	53.8	54.1	140°	0.0	0.0	0.0
50.0	49.3	49.3	49.7	49.3	49.7	49.7	49.7	49.3	142.5°	0.0	0.0	0.0
46.3	45.6	45.6	45.6	45.2	44.5	43.8	42.7	41.5	145°	0.0	0.0	0.0
43.4	43.1	42.2	41.9	40.8	38.6	37.8	37.8	37.8	147.5°	0.0	0.0	0.0
40.8	40.1	39.7	38.2	36.7	36.0	36.0	36.0	36.0	150°	0.0	0.0	0.0
37.4	36.3	35.6	35.2	34.9	34.9	34.5	34.5	34.5	152.5°	0.0	0.0	0.0
33.3	33.0	33.0	33.3	33.3	33.3	33.3	33.0	33.3	155°	0.0	0.0	0.0
30.8	30.8	31.2	31.5	31.9	32.2	32.6	32.2	32.6	157.5°	0.0	0.0	0.0
29.7	29.7	29.7	30.4	30.8	31.2	31.9	31.9	31.9	160°	0.0	0.0	0.0
28.9	28.9	29.3	29.7	30.1	30.4	30.8	31.2	31.5	162.5°	0.0	0.0	0.0
28.5	28.9	28.5	28.9	29.3	30.1	30.4	30.4	30.8	165°	0.0	0.0	0.0
28.5	28.5	28.5	28.5	29.3	29.7	29.3	29.7	30.1	167.5°	0.0	0.0	0.0
28.5	28.5	28.2	28.5	28.9	29.3	28.9	28.9	29.7	170°	0.0	0.0	0.0
28.2	28.5	28.2	28.2	28.5	28.9	28.5	28.9	29.3	172.5°	0.0	0.0	0.0
27.4	27.8	27.4	27.8	27.8	28.2	28.2	28.2	28.5	175°	0.0	0.0	0.0
26.7	26.7	26.7	27.1	27.1	27.4	27.4	27.8	27.4	177.5°	0.0	0.0	0.0
26.0	26.0	26.0	26.3	26.3	26.7	27.1	26.7	26.7	180°	0.0	0.0	0.0
25.3	24.9	24.4	24.9	25.3	25.3	25.6	25.3	25.6				
24.1	23.7	23.3	23.3	23.7	23.7	24.1	23.7	23.7				
22.3	22.3	21.5	21.5	21.5	21.5	21.9	21.5	21.2				
20.0	20.0	19.3	19.3	19.3	19.3	18.9	18.9	18.9				
16.7	17.1	17.1	16.7	16.7	16.4	16.4	16.0	15.5				
12.6	13.4	13.7	13.7	13.7	13.7	13.7	13.0	12.3				
8.9	10.0	11.2	11.2	10.7	10.7	10.7	9.6	8.5				
5.5	6.6	7.1	7.8	6.6	6.3	6.3	5.5	5.2				
0.0	0.0	0.7	0.4	1.1	1.1	1.5	0.7	0.4				
0.0	0.0	0.0	0.0	0.0	0.0	0.0	0.0	0.0				
0.0	0.0	0.0	0.0	0.0	0.0	0.0	0.0	0.0				
0.0	0.0	0.0	0.0	0.0	0.0	0.0	0.0	0.0				
0.0	0.0	0.0	0.0	0.0	0.0	0.0	0.0	0.0				
0.0	0.0	0.0	0.0	0.0	0.0	0.0	0.0	0.0				
0.0	0.0	0.0	0.0	0.0	0.0	0.0	0.0	0.0				
0.0	0.0	0.0	0.0	0.0	0.0	0.0	0.0	0.0				
0.0	0.0	0.0	0.0	0.0	0.0	0.0	0.0	0.0				
0.0	0.0	0.0	0.0	0.0	0.0	0.0	0.0	0.0				
0.0	0.0	0.0	0.0	0.0	0.0	0.0	0.0	0.0				
0.0	0.0	0.0	0.0	0.0	0.0	0.0	0.0	0.0				



REPORT NUMBER: P227190

CATALOG NUMBER: ISW-AF-350-LED-E1-SLL

-SLL

CANDELA DISTRIBUTION (continued):

230°	235°	240°	245°	250°	255°	260°	265°		270°	275°	280°	285°
0.0	0.0	0.0	0.0	0.0	0.0	0.0	0.0	0°	728.0	728.0	728.0	728.0
0.0	0.0	0.0	0.0	0.0	0.0	0.0	0.0	2.5°	625.3	639.0	640.9	642.8
0.0	0.0	0.0	0.0	0.0	0.0	0.0	0.0	5°	514.0	527.8	520.0	523.3
0.0	0.0	0.0	0.0	0.0	0.0	0.0	0.0	7.5°	375.3	366.4	378.0	385.0
0.0	0.0	0.0	0.0	0.0	0.0	0.0	0.0	10°	274.0	284.5	289.0	297.1
0.0	0.0	0.0	0.0	0.0	0.0	0.0	0.0	12.5°	227.4	234.1	242.2	255.2
0.0	0.0	0.0	0.0	0.0	0.0	0.0	0.0	15°	184.3	189.1	199.6	212.2
0.0	0.0	0.0	0.0	0.0	0.0	0.0	0.0	17.5°	134.3	141.3	148.0	158.4
0.0	0.0	0.0	0.0	0.0	0.0	0.0	0.0	20°	90.1	93.1	101.3	106.1
0.0	0.0	0.0	0.0	0.0	0.0	0.0	0.0	22.5°	72.3	73.4	74.9	79.0
0.0	0.0	0.0	0.0	0.0	0.0	0.0	0.0	25°	65.0	65.7	66.8	68.2
0.0	0.0	0.0	0.0	0.0	0.0	0.0	0.0	27.5°	59.0	59.3	60.5	61.2
0.0	0.0	0.0	0.0	0.0	0.0	0.0	0.0	30°	53.8	53.4	53.8	54.9
0.0	0.0	0.0	0.0	0.0	0.0	0.0	0.0	32.5°	48.2	48.2	49.0	49.0
0.0	0.0	0.0	0.0	0.0	0.0	0.0	0.0	35°	41.5	41.1	41.9	43.1
0.0	0.0	0.0	0.0	0.0	0.0	0.0	0.0	37.5°	38.2	38.6	39.3	40.1
0.0	0.0	0.0	0.0	0.0	0.0	0.0	0.0	40°	36.3	36.7	37.4	38.2
0.0	0.0	0.0	0.0	0.0	0.0	0.0	0.0	42.5°	34.5	35.2	36.0	37.1
0.0	0.0	0.0	0.0	0.0	0.0	0.0	0.0	45°	33.3	34.2	35.2	36.3
0.0	0.0	0.0	0.0	0.0	0.0	0.0	0.0	47.5°	33.0	33.8	34.9	36.3
0.0	0.0	0.0	0.0	0.0	0.0	0.0	0.0	50°	32.2	33.3	34.5	36.0
0.0	0.0	0.0	0.0	0.0	0.0	0.0	0.0	52.5°	32.2	33.0	34.2	36.0
0.0	0.0	0.0	0.0	0.0	0.0	0.0	0.0	55°	31.2	32.2	33.3	35.2
0.0	0.0	0.0	0.0	0.0	0.0	0.0	0.0	57.5°	30.4	31.2	32.6	34.9
0.0	0.0	0.0	0.0	0.0	0.0	0.0	0.0	59°	30.1	30.8	32.2	34.5
0.0	0.0	0.0	0.0	0.0	0.0	0.0	0.0	60°	29.3	30.4	31.9	34.2
0.0	0.0	0.0	0.0	0.0	0.0	0.0	0.0	62.5°	28.5	29.7	31.2	33.3
0.0	0.0	0.0	0.0	0.0	0.0	0.0	0.0	65°	27.4	28.9	30.4	31.9
0.0	0.0	0.0	0.0	0.0	0.0	0.0	0.0	67.5°	26.7	27.4	28.9	30.4
								70°	25.3	26.0	27.1	28.2
								72.5°	23.3	23.7	24.4	25.6
								75°	20.8	21.2	21.5	22.6
								77.5°	18.2	18.2	18.5	20.0
								80°	15.2	15.2	15.5	16.4
								82.5°	11.5	11.5	12.3	13.4
								85°	8.2	7.8	8.9	9.6
								87.5°	4.8	4.5	4.8	4.8
								90°	0.4	1.1	0.7	0.7
								92.5°	0.0	0.0	0.0	0.0
								95°	0.0	0.0	0.0	0.0
								97.5°	0.0	0.0	0.0	0.0
								100°	0.0	0.0	0.0	0.0
								102.5°	0.0	0.0	0.0	0.0
								105°	0.0	0.0	0.0	0.0
								107.5°	0.0	0.0	0.0	0.0



REPORT NUMBER: P227190
 CATALOG NUMBER: ISW-AF-350-LED-E1-SLL

CANDELA DISTRIBUTION (continued):

290°	295°	300°	305°	310°	315°	320°		270°	275°	280°	285°	290°
728.0	728.0	728.0	728.0	728.0	728.0	728.0	110°	0.0	0.0	0.0	0.0	0.0
650.2	646.5	649.5	660.9	665.0	670.2	687.6	112.5°	0.0	0.0	0.0	0.0	0.0
531.5	536.3	531.5	554.8	556.0	571.5	577.9	115°	0.0	0.0	0.0	0.0	0.0
390.6	396.9	407.2	422.8	427.3	449.5	468.4	117.5°	0.0	0.0	0.0	0.0	0.0
304.8	313.0	327.5	337.2	346.8	359.8	375.0	120°	0.0	0.0	0.0	0.0	0.0
270.8	279.3	292.0	304.1	317.8	327.9	340.4	122.5°	0.0	0.0	0.0	0.0	0.0
226.3	239.6	251.9	267.8	279.3	297.5	312.3	125°	0.0	0.0	0.0	0.0	0.0
172.9	191.4	203.7	222.9	240.4	256.2	276.3	127.5°	0.0	0.0	0.0	0.0	0.0
120.2	134.6	150.2	170.9	193.6	215.5	242.2	130°	0.0	0.0	0.0	0.0	0.0
82.8	90.5	102.4	123.9	147.2	178.8	207.7	132.5°	0.0	0.0	0.0	0.0	0.0
70.5	73.4	77.8	88.3	107.9	142.4	174.3	135°	0.0	0.0	0.0	0.0	0.0
62.7	65.0	67.9	73.0	83.5	107.2	142.4	137.5°	0.0	0.0	0.0	0.0	0.0
57.5	60.0	63.0	66.8	72.3	88.7	115.0	140°	0.0	0.0	0.0	0.0	0.0
50.4	52.3	54.9	59.0	63.0	76.0	101.6	142.5°	0.0	0.0	0.0	0.0	0.0
44.5	46.7	50.0	53.0	57.1	67.5	92.4	145°	0.0	0.0	0.0	0.0	0.0
41.5	43.8	46.7	49.3	52.3	60.9	85.7	147.5°	0.0	0.0	0.0	0.0	0.0
39.7	41.9	44.9	47.1	49.0	58.6	83.1	150°	0.0	0.0	0.0	0.0	0.0
38.6	41.1	43.8	45.2	49.0	59.7	76.8	152.5°	0.0	0.0	0.0	0.0	0.0
38.2	40.8	43.8	46.3	53.8	56.4	72.7	155°	0.0	0.0	0.0	0.0	0.0
38.6	40.8	44.5	52.0	52.3	53.4	68.2	157.5°	0.0	0.0	0.0	0.0	0.0
38.6	41.9	49.7	54.1	49.7	50.4	64.1	160°	0.0	0.0	0.0	0.0	0.0
39.0	43.4	51.6	50.4	48.2	47.1	59.7	162.5°	0.0	0.0	0.0	0.0	0.0
39.0	42.7	49.3	47.5	44.5	44.9	54.5	165°	0.0	0.0	0.0	0.0	0.0
37.8	42.7	47.5	43.1	40.8	42.7	50.0	167.5°	0.0	0.0	0.0	0.0	0.0
37.1	43.8	42.2	39.7	39.7	41.5	47.9	170°	0.0	0.0	0.0	0.0	0.0
36.7	44.9	40.1	38.6	38.6	41.1	46.7	172.5°	0.0	0.0	0.0	0.0	0.0
35.6	41.9	36.7	36.0	37.1	39.0	45.2	175°	0.0	0.0	0.0	0.0	0.0
33.3	34.9	33.8	33.8	35.2	37.4	44.5	177.5°	0.0	0.0	0.0	0.0	0.0
30.8	31.5	31.5	31.9	33.3	35.2	45.2	180°	0.0	0.0	0.0	0.0	0.0
28.5	28.5	29.3	29.7	30.8	33.3	43.4						
26.0	26.3	26.3	27.1	27.8	30.4	41.9						
23.0	23.0	23.7	23.7	24.9	27.4	37.4						
20.0	20.0	20.0	20.4	21.2	23.7	30.8						
16.7	16.7	16.7	17.1	17.4	19.6	23.3						
13.4	13.0	12.6	12.6	13.4	15.2	18.2						
9.3	9.3	8.9	8.9	8.9	10.0	12.3						
5.2	4.5	4.8	5.2	4.8	5.5	6.6						
0.4	0.7	1.1	1.5	1.5	1.5	2.3						
0.0	0.0	0.0	0.0	0.0	0.0	0.0						
0.0	0.0	0.0	0.0	0.0	0.0	0.0						
0.0	0.0	0.0	0.0	0.0	0.0	0.0						
0.0	0.0	0.0	0.0	0.0	0.0	0.0						
0.0	0.0	0.0	0.0	0.0	0.0	0.0						
0.0	0.0	0.0	0.0	0.0	0.0	0.0						
0.0	0.0	0.0	0.0	0.0	0.0	0.0						
0.0	0.0	0.0	0.0	0.0	0.0	0.0						
0.0	0.0	0.0	0.0	0.0	0.0	0.0						
0.0	0.0	0.0	0.0	0.0	0.0	0.0						



REPORT NUMBER: P227190

CATALOG NUMBER: ISW-AF-350-LED-E1-SLL

CANDELA DISTRIBUTION (continued):

295°	300°	305°	310°	315°	320°		325°	330°	335°	340°	345°	350°
0.0	0.0	0.0	0.0	0.0	0.0	0°	728.0	728.0	728.0	728.0	728.0	728.0
0.0	0.0	0.0	0.0	0.0	0.0	2.5°	685.4	695.1	710.2	713.2	725.5	734.0
0.0	0.0	0.0	0.0	0.0	0.0	5°	580.8	603.8	612.0	627.9	655.7	669.8
0.0	0.0	0.0	0.0	0.0	0.0	7.5°	479.3	496.6	516.3	541.9	562.3	586.4
0.0	0.0	0.0	0.0	0.0	0.0	10°	394.2	419.1	444.7	465.4	494.1	522.9
0.0	0.0	0.0	0.0	0.0	0.0	12.5°	350.2	363.9	389.0	418.4	454.0	486.2
0.0	0.0	0.0	0.0	0.0	0.0	15°	327.1	343.4	370.5	401.7	439.6	479.6
0.0	0.0	0.0	0.0	0.0	0.0	17.5°	298.6	324.6	355.4	399.9	448.8	504.4
0.0	0.0	0.0	0.0	0.0	0.0	20°	270.4	301.9	342.4	401.0	468.8	541.1
0.0	0.0	0.0	0.0	0.0	0.0	22.5°	245.5	282.9	334.2	407.6	494.4	590.9
0.0	0.0	0.0	0.0	0.0	0.0	25°	216.3	266.3	327.9	421.4	533.8	657.7
0.0	0.0	0.0	0.0	0.0	0.0	27.5°	192.8	250.3	318.6	433.2	569.7	721.8
0.0	0.0	0.0	0.0	0.0	0.0	30°	166.9	231.8	305.7	437.3	613.5	774.5
0.0	0.0	0.0	0.0	0.0	0.0	32.5°	146.2	214.4	290.8	433.6	633.1	811.2
0.0	0.0	0.0	0.0	0.0	0.0	35°	136.2	201.7	278.1	420.6	649.5	850.9
0.0	0.0	0.0	0.0	0.0	0.0	37.5°	129.4	188.0	266.0	399.1	668.0	890.2
0.0	0.0	0.0	0.0	0.0	0.0	40°	120.9	177.3	255.9	383.5	682.4	922.8
0.0	0.0	0.0	0.0	0.0	0.0	42.5°	113.1	167.7	248.2	369.8	686.2	952.1
0.0	0.0	0.0	0.0	0.0	0.0	45°	106.5	161.7	242.2	370.5	688.8	992.9
0.0	0.0	0.0	0.0	0.0	0.0	47.5°	101.3	156.1	240.0	383.1	716.2	1049.6
0.0	0.0	0.0	0.0	0.0	0.0	50°	96.5	151.3	236.3	407.6	760.4	1126.5
0.0	0.0	0.0	0.0	0.0	0.0	52.5°	90.8	144.6	231.5	432.8	808.5	1229.2
0.0	0.0	0.0	0.0	0.0	0.0	55°	83.5	135.7	226.3	454.0	874.2	1354.2
0.0	0.0	0.0	0.0	0.0	0.0	57.5°	71.9	125.4	222.9	464.7	914.6	1426.1
0.0	0.0	0.0	0.0	0.0	0.0	59°	66.0	115.4	221.1	459.5	925.4	1438.4
0.0	0.0	0.0	0.0	0.0	0.0	60°	62.7	109.5	218.1	453.3	928.3	1430.6
0.0	0.0	0.0	0.0	0.0	0.0	62.5°	58.2	95.3	205.8	421.8	886.8	1336.4
0.0	0.0	0.0	0.0	0.0	0.0	65°	59.3	90.1	178.0	359.1	791.5	1152.4
0.0	0.0	0.0	0.0	0.0	0.0	67.5°	60.9	87.9	154.0	290.0	631.0	953.6
						70°	59.7	86.7	139.8	230.7	472.5	714.0
						72.5°	58.2	81.9	121.3	185.5	299.7	500.0
						75°	51.6	68.9	95.3	127.3	189.1	364.3
						77.5°	40.4	53.0	67.5	79.0	96.1	257.1
						80°	29.7	38.6	44.1	47.5	53.4	175.4
						82.5°	21.2	26.0	28.2	30.1	35.6	131.3
						85°	16.0	18.2	19.6	19.6	24.1	92.7
						87.5°	8.9	9.3	9.3	10.0	11.9	25.3
						90°	2.6	2.6	2.3	2.6	1.8	1.5
						92.5°	0.0	0.0	0.0	0.0	0.0	0.0
						95°	0.0	0.0	0.0	0.0	0.0	0.0
						97.5°	0.0	0.0	0.0	0.0	0.0	0.0
						100°	0.0	0.0	0.0	0.0	0.0	0.0
						102.5°	0.0	0.0	0.0	0.0	0.0	0.0
						105°	0.0	0.0	0.0	0.0	0.0	0.0
						107.5°	0.0	0.0	0.0	0.0	0.0	0.0



REPORT NUMBER: P227190
 CATALOG NUMBER: ISW-AF-350-LED-E1-SLL

CANDELA DISTRIBUTION (continued):

355°	359°	360°		325°	330°	335°	340°	345°	350°	355°
728.0	728.0	728.0	110°	0.0	0.0	0.0	0.0	0.0	0.0	0.0
743.7	749.2	753.7	112.5°	0.0	0.0	0.0	0.0	0.0	0.0	0.0
691.4	705.1	707.7	115°	0.0	0.0	0.0	0.0	0.0	0.0	0.0
613.1	635.4	643.1	117.5°	0.0	0.0	0.0	0.0	0.0	0.0	0.0
555.6	579.7	587.9	120°	0.0	0.0	0.0	0.0	0.0	0.0	0.0
524.1	552.3	561.2	122.5°	0.0	0.0	0.0	0.0	0.0	0.0	0.0
524.9	558.5	571.5	125°	0.0	0.0	0.0	0.0	0.0	0.0	0.0
558.9	597.5	613.5	127.5°	0.0	0.0	0.0	0.0	0.0	0.0	0.0
617.6	673.5	685.4	130°	0.0	0.0	0.0	0.0	0.0	0.0	0.0
696.9	751.9	769.7	132.5°	0.0	0.0	0.0	0.0	0.0	0.0	0.0
771.5	844.1	857.8	135°	0.0	0.0	0.0	0.0	0.0	0.0	0.0
845.0	916.9	929.1	137.5°	0.0	0.0	0.0	0.0	0.0	0.0	0.0
901.6	976.9	987.4	140°	0.0	0.0	0.0	0.0	0.0	0.0	0.0
956.2	1041.2	1052.6	142.5°	0.0	0.0	0.0	0.0	0.0	0.0	0.0
1017.0	1110.8	1124.2	145°	0.0	0.0	0.0	0.0	0.0	0.0	0.0
1072.0	1179.5	1188.0	147.5°	0.0	0.0	0.0	0.0	0.0	0.0	0.0
1132.7	1235.5	1237.7	150°	0.0	0.0	0.0	0.0	0.0	0.0	0.0
1182.4	1277.1	1277.8	152.5°	0.0	0.0	0.0	0.0	0.0	0.0	0.0
1230.6	1315.9	1316.3	155°	0.0	0.0	0.0	0.0	0.0	0.0	0.0
1281.1	1358.6	1353.1	157.5°	0.0	0.0	0.0	0.0	0.0	0.0	0.0
1360.8	1409.0	1414.6	160°	0.0	0.0	0.0	0.0	0.0	0.0	0.0
1482.2	1525.1	1531.5	162.5°	0.0	0.0	0.0	0.0	0.0	0.0	0.0
1623.1	1682.8	1674.3	165°	0.0	0.0	0.0	0.0	0.0	0.0	0.0
1682.8	1751.0	1758.0	167.5°	0.0	0.0	0.0	0.0	0.0	0.0	0.0
1672.7	1765.8	1777.8	170°	0.0	0.0	0.0	0.0	0.0	0.0	0.0
1656.8	1761.4	1775.8	172.5°	0.0	0.0	0.0	0.0	0.0	0.0	0.0
1566.3	1715.1	1737.7	175°	0.0	0.0	0.0	0.0	0.0	0.0	0.0
1414.2	1619.0	1650.8	177.5°	0.0	0.0	0.0	0.0	0.0	0.0	0.0
1218.7	1475.4	1501.1	180°	0.0	0.0	0.0	0.0	0.0	0.0	0.0
951.0	1199.1	1221.0								
632.0	823.4	861.2								
401.7	531.1	524.1								
296.3	345.3	345.7								
215.1	237.0	234.5								
166.5	144.6	144.2								
58.2	51.1	50.0								
25.3	21.2	21.5								
1.1	1.1	1.5								
0.0	0.0	0.0								
0.0	0.0	0.0								
0.0	0.0	0.0								
0.0	0.0	0.0								
0.0	0.0	0.0								
0.0	0.0	0.0								
0.0	0.0	0.0								
0.0	0.0	0.0								

